

Chemistry Safety Notes

Volume 7, Issue 1

Summer 2019

"Chemistry Safety Notes" is published by the Chemistry Dept. Safety Committee, written & edited by Debbie Decker, Safety Mgr.

Personal Protective Equipment Safety Glasses

Recently, I had to remind a researcher twice (TWICE!) in less than two hours to put on their safety glasses. We're getting a little sloppy.

Whenever you are in the research lab, you must be properly attired —safety eyewear (glasses or goggles), long pants or clothing to cover the legs and proper footwear which covers the entire foot. Additional PPE, including a lab coat and depending on your work tasks, may be required.

Crocs are not proper footwear in the lab. Please be aware of clothing under your lab coat and consider wearing a t-shirt rather than a bare midriff or tank top. It provides another layer of protection for your skin in case there's a splash onto your lab coat.

IIPP and EAP Update

Both the Injury and Illness Prevention Plan and the Department Emergency Action Plan have been updated. Revisions include the new Emergency Contact List and an updated evacuation map. The EAP is also using a new updated template. Dead links repaired, grammar fixed, etc.

Both documents are available on the website at the safety link. Please be sure in your training you are using the most recent versions of these documents.

New Safety Teaching Assistant Guoliang Zhang

Please welcome our new Safety TA, Guoliang Zhang. Guoliang is a member of the Olson lab and previously worked as the NMR TA. He's been working closely with Karen Gagnon on the EH&S department inspections and helping me with various chores, including making sure I don't lose stuff.





His email address is brizhang@ucdavis.edu. Feel free to reach out and say howdy.

Calling the Elevator



Stop kicking the elevator button! It damages the switch and leaves a nasty footprint on the panel.

Use your elbow. Sheesh!



Recent ACS Webinars/Podcasts of Interest

I have been honored recently to participate in two safety-related webinars and a two-part podcast on safety culture, produced by the American Chemical Society and Chemical and Engineering News.

[Working Safely with Nanomaterials in the Laboratory:](#)

- How to manage nanomaterial-containing products as part of an already-existing environmental, health, and safety (EHS) program
- How to create and maintain a strong safety culture in a lab and the benefits of that culture
- Resources that are available to laboratories, manufacturers, and processors to safely handle nanomaterials

[How to Improve Your Lab's Safety: Answering Your Questions:](#)

- What safety skills transfer from the academic laboratory to chemistry work in other sectors
- How does the institutional setting (national lab vs. research university vs. primarily undergraduate institution) impact the style and substance of a safety program
- What are the key information resources that safety professionals rely upon to help chemists perform chemistry safely
- How can chemists and other scientists find a career in chemical safety

[Podcast: Lessons Learned in Lab Safety](#)

[Podcast: Building a Culture of Safety](#)

Check 'em out. I'm happy to chat if you want to discuss further.

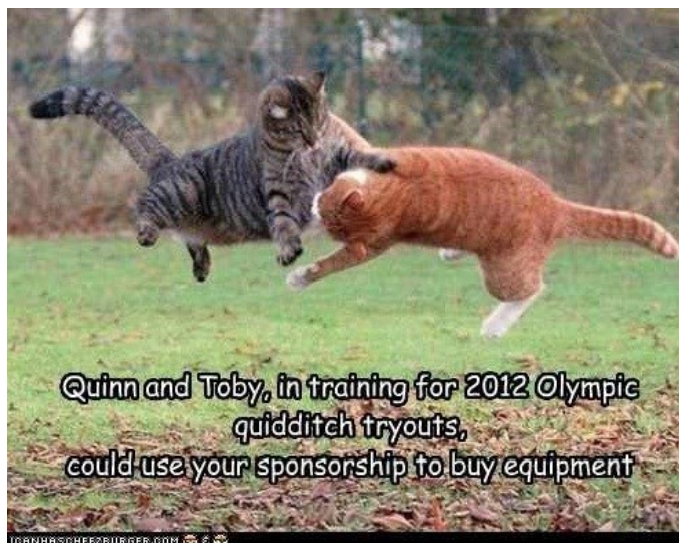
Empty 5-Gal Can Management



This is not appropriate disposition for empty 5-gallon cans. These cans must be recycled through Environmental Health and Safety. Deface the label, mark the container "empty" with the date, take the cap off and leave it near the Receiving door on the dock. EH&S will collect them when they pick up waste on Wednesday. Thanks for your attention to this detail—fishing these out of the dumpster isn't fun.

Building Security

Please be sure doors are closed and locked when no one is in the space—even if you'll be back "in a minute." Please check doors are closed and locked when you leave for the day. Keep your keys/access cards on your person, as much as practical. If you see someone you don't recognize, please ask them who they are or where they belong.



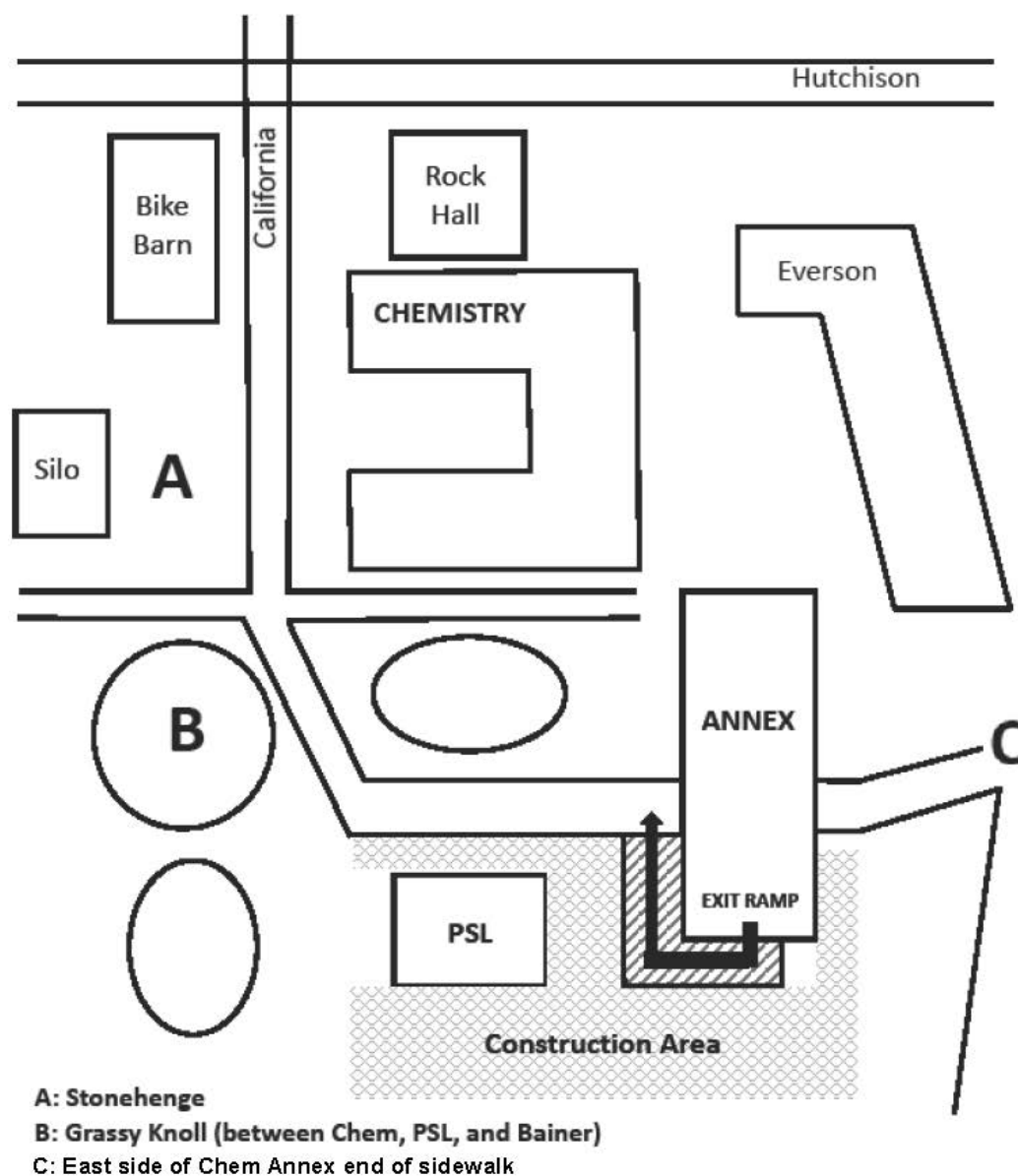
Evacuation Routes and Gathering Points

Since construction continues to evolve around the complex, exiting and evacuation routes continue to be re-configured. We've also adjusted gathering points again.

- A. Stone Poem sculpture (known colloquially as "Stonehenge")
- B. Grassy knoll nearest PSE Library and Roessler Hall
- C. Grassy area at the end of the sidewalk (don't worry—the lovely gingko tree is protected but it's not very accessible right now)

A new evacuation map has been created (below) and incorporated into the Department's [Emergency Action Plan](#). Please update your records and train everyone on new gathering points, if necessary.

Department of Chemistry Research Laboratory Evacuation Meeting Points





SAY YES TO SUN PROTECTION SAY NO TO SKIN CANCER

SKIN CANCER IS THE MOST COMMON CANCER IN THE U.S.

ONE in **FIVE** Americans will develop skin cancer in their lifetime, and one person dies from melanoma, the deadliest form of skin cancer, every hour.



THERE ARE TWO TYPES OF SUNSCREENS:

Since exposure to the sun's harmful UV rays is the most preventable risk factor for skin cancer, protect your skin by:



- **SEEKING SHADE**
- **WEARING PROTECTIVE CLOTHING**
- **GENEROUSLY APPLYING SUNSCREEN**



PHYSICAL SUNSCREEN

This sunscreen **WORKS LIKE A SHIELD**; it sits on the surface of your skin, deflecting the sun's rays.

Look for the active ingredients **ZINC OXIDE** and/or **TITANIUM DIOXIDE**.

Opt for this sunscreen if you have **SENSITIVE SKIN**.



CHEMICAL SUNSCREEN

This sunscreen **WORKS AS A SPONGE**, absorbing the sun's rays.

Look for one or more of the following active ingredients: **OXYBENZONE, AVOBENZONE, OCTISALATE, OCTOCRYLENE, HOMOSALATE** and **OCTINOXATE**.

This formulation tends to be **EASIER TO RUB INTO** the skin without leaving a white residue.



If you have concerns about certain sunscreen ingredients, use the information above to choose an alternative that works for you. As long as it's **BROAD-SPECTRUM, WATER-RESISTANT** and has an **SPF 30 OR HIGHER**, it can effectively protect you from the sun. Make sure you reapply it every **TWO HOURS**, or after swimming or sweating.



If you have questions about how to protect your skin or choose a sunscreen, talk to a board-certified dermatologist or learn more at SpotSkinCancer.org.